





Clutch housing selector sheet

Forced lube	Nodal	Hydraulic	
 <p>Trough for Lube Tube Assembly</p>			K-3679 - Aluminum, symmetrical nodal, SAE #1
		Non-hydraulic	Below centerline pull (edge of housing to centerline = 3.750") SAE #1 K-3672 - cast iron K-3674 - aluminum K-3675 - cast iron Above centerline pull (edge of housing to centerline = 3.750") K-3672 - cast iron K-3673 - aluminum K-3677 - cast iron
			
		Non-nodal	
			
			K-3760 - aluminum A-7803 - for use with A-7786 Fork
		Non-hydraulic	Below centerline pull (edge of housing to centerline = 3.750") A-7666 - cast iron A-7664 - aluminum Above centerline pull (edge of housing to centerline = 3.750") K-3676 - aluminum K-3671 - cast iron Below centerline push (edge of housing to centerline = 4.375") K-3688 - aluminum
			

Non-forced lube	Nodal	Symmetrical	Hydraulic			
				4305781 - aluminum		
			Non-hydraulic		Above centerline pull (edge of housing to centerline = 3.750")	
					SAE #1 clutch housings	
					A-4456 - aluminum, RT-12500 series	
					A-6432 - cast iron, RT-12500 series	
			Below centerline pull (edge of housing to centerline = 3.750")			
				A-4325 - cast iron, RT-900 series		
				A-4348 - cast iron, RT-12500 series		
				A-4550 - aluminum, RT-12500 series		
				K-3568 - aluminum, RT-12500 series		
				A-4916 - cast iron, Mack, RT-12500 series		
			Below centerline push (edge of housing to centerline = 4.375")			
				A-6064 - aluminum, notch in flange, RT-12500 series		
Asymmetrical			Below centerline pull (edge of housing to centerline = 3.750")			
				SAE #2 clutch housings		
				A-4750 - cast iron, 900 series		
				A-4751 - cast iron, 1200 series		
				A-7258 - cast iron, Hino, (3) notches in flange, special pilot depth		
			Above centerline pull (edge of housing to centerline = 3.750")			
				A-3609 - cast iron		
				A-3964 - cast iron, GMC		
				A-4233 - cast iron, GMC with additional grease fitting		
			Below centerline push (edge of housing to centerline = 4.375")			
				SAE #2 clutch housings		
				A-3609 - cast iron, 6600 series		
				A-5504 - cast iron with special bushings/plugs, 6600 series		



Powering Business Worldwide

Eaton
13100 E Michigan Ave
Galesburg, MI, 49053-9674
United States
Eaton.com

© 2021 Eaton
All Rights Reserved
Publication No. CLMT1540
July 2021

Eaton is a registered trademark.

All other trademarks are property
of their respective owners.

Follow us on social media to get the
latest product and support information.

